

PRESSURE WASHERS

up to
24HP

GAS POWERED BELT DRIVE UNITS

UP TO 5000 PSI

UP TO 5.6GPM



고압세척기 pw01-1

STAINLESS STEEL 4 WHEEL FRAME

PACKAGING: Strapped & Wrapped on Pallet



Comet
HWS5040S
TW5050S



General
TS2021



General
T5050

STAINLESS STEEL



\$5,500



Distinguishing Features

- A** All Stainless Roll Cage Frame
- B** Large 4 Gallon Top Mount Gas Tank
- C** Electric Start Honda GX Engine
- D** Belt Drive



#	Model#	Engine	Pump	PSI	GPM	Weight
39	PE-4020HWEBSKOM	Honda Electric Start 20 HP GX620	Comet HWS5040S	4,000	5.3	290 lbs
40	PE-4020HWEBSGEN	Honda Electric Start 20 HP GX620	General TS2021	3,500	5.6	290 lbs
41	PE-5024HWEBSKOM	Honda Electric Start 24 HP GX670	Comet TW5050	5,000	5.0	290 lbs
42	PE-5024HWEBSGEN	MODEL SHOWN Honda Electric Start 24 HP GX670	General T5050	5,000	5.0	290 lbs

Pic	Feature	Pic	Feature	Pic	Feature
	• 19,600-25,000 Cleaning units	4	4 x 13" Tubed Pneumatic Tires	9	4 Quick-Connect Spray Tips
	• Honda 20-24 HP Gas Engine	5	Chemical Injector Kit		• 4 Gallon Gas Tank
1	'EZ Start' Adjustable Unloader	6	50' Steel Braided Rubber Hose		• Industrial Pump
2	Thermal Relief Valve (145°)	7	5,000 PSI Spray Gun		• Stainless Steel Frame
3	Safety Relief Valve	8	36" Insulated Lance		• Belt Drive



HONDA
ENGINES



고압세척기 pw01-2

24" WHIRL-A-WAY, STAINLESS STEEL

PACKAGING: Boxed

STAINLESS STEEL



Circular design allows a zero wall clearance.



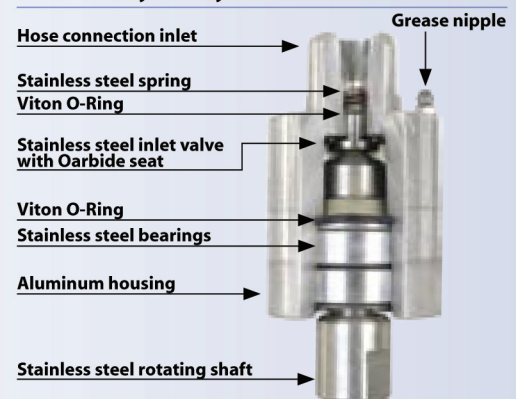
Sample look at the cleaning results of a Whirl-A-Way.



The following comparison chart shows the time taken to clean a typical size driveway (400 sq. ft.) using 3 different components.

Unit	Time to clean
▶ Whirl-A-Way	10 Minutes
Water Broom	30 Minutes
Spray Nozzle	80 Minutes

Whirl-A-Way Rotary Head Breakdown



Part#	Optional Kits
85.300.044	Ball Valve Kit
Allows you to switch between Whirl-A-Way and Wand without having to shutdown the unit.	



Part#	Replacement Part
85.790.004	Rotary Head
85.791.010S	Tri-Rotary Arm 11"r
85.790.020	1½ Caster
85.790.010	Rotary Head Repair Kit
85.225.020	Replacement Nozzle Tip
85.790.019S	Nylon Bursh Skirt

#	Model#	Max Pressure	Max Flow	Max Temp.	Size	Weight
1	BE-2400WAWSS	4,000 PSI	8.0 GPM	160°F	24" diameter	45 lbs.

Pic	Feature	Pic	Feature
1	Non Marking Casters	5	Welded Elbows and Assembly
2	Stainless Steel Housing/Bearings on Casters	6	Field Repairable Gun
3	4,000 PSI Head, 160°F		• Water Flow Out Front Preventing Cavitation
4	Welded Stainless Steel Rotary Arm		• Zero Wall Clearance

